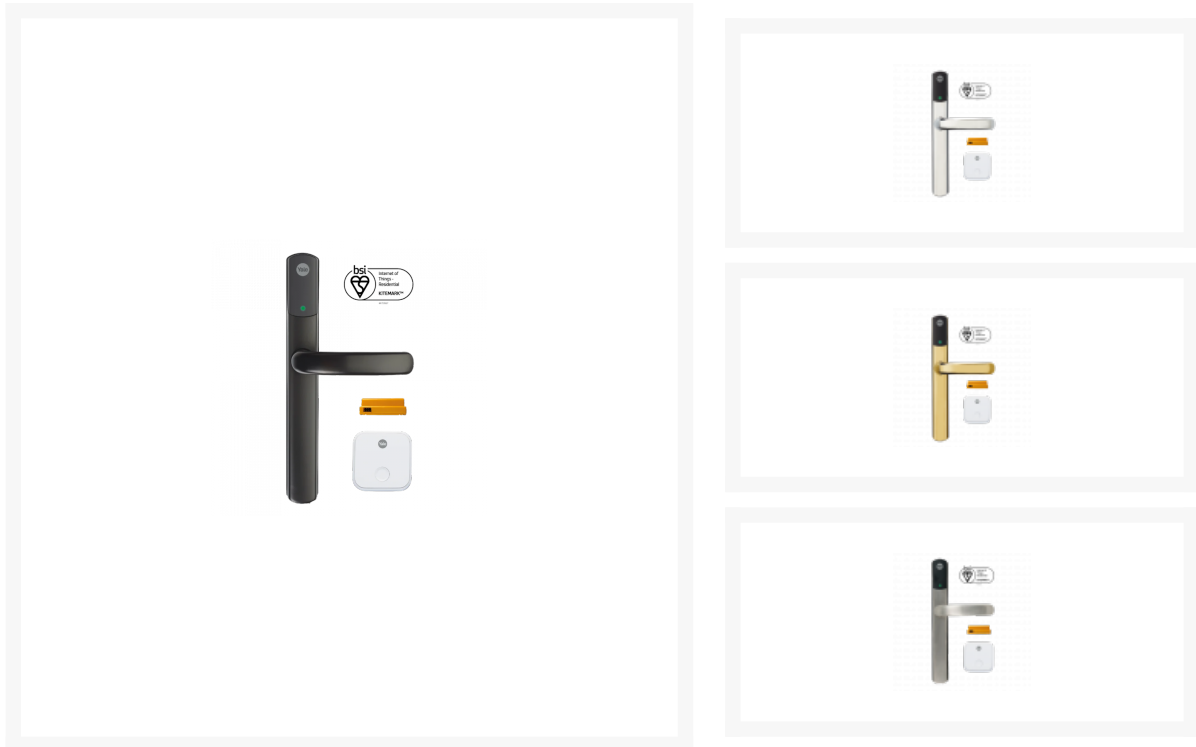




## YALE Conexis L2 British Standard Smart Lock With Access Module and Hub



### Description

---

The Conexis L2 enables you to forget about losing your keys as unlike a traditional lock, you can gain access to your property with a key tag, key card, phone tag, or your smartphone when using the Yale Access App. This smart lock allows you to check in from anywhere in the world and receive real-time notifications in the event your door is unlocked unexpectedly.

With home security at the forefront of its design, the Conexis L2 Smart Lock has been awarded the BSI IoT Kitemark, guaranteeing it has achieved the highest level of security for internet connected products, providing users with a label of trust. To achieve this BSI IoT Kitemark, the Conexis L2 Smart Lock has undergone rigorous testing to ensure it functions and communicates as it should, and that the appropriate security controls are in place.

Security comes as standard with a built-in tamper alarm, 2 factor authentication, 3 minute lock out if an incorrect card/tag presented 5 times and secure push & thumb turn to protect against letterbox fishing.

Pack contains:

- 1 x inner and 1 outer door handle housing unit
- 1 Yale Access Module

1 x Yale Wi-Fi Connect Bridge  
Fixing pack A  
Fixing packs B, C & D for door thicknesses  
4 x AA batteries  
1 key tag  
1 key card



2 Year Guarantee



Works With An App



Kitemarked Product








Weather Resistant

## Features

---

- Keyless - Access your home using a card, fob or mobile phone
- BSI approved - The worlds first BSI approved smart lock
- Battery powered with low battery alert - 4 x AA batteries included
- Simple to fit - Suitable for most UPVC and composite doors, with a thickness of between 44-70mm
- Integrations with Google Assistant and Amazon Alexa
- Send virtual keys to family, friends and visitors
- Built-in tamper alarm
- Secure push & thumb turn to protect against letterbox fishing

# Product Table

	<div>L33596</div> <div>SD-L2000-BL</div>
	<div>L33597</div> <div>SD-L2000-CH</div>
	<div>L33598</div> <div>SD-L2000-PB</div>
	<div>L33599</div> <div>SD-L2000-SN</div>
	<div>L33600</div> <div>SD-L2000-WH</div>