



### Description

---









The RW Simons 5000 High Flow + is part of the Framevent range and is suitable for both timber and UPVC frames. Manufactured in the highest quality UV stabilised PVCu they are durable, easy to fit and fully tested. They feature an integral fly screen in the external hood and are available in a choice of colours. Measuring 525mm they offer an equivalent area as per BS 13141-1:2019 of 5205mm<sup>2</sup> EA and compliance with Approved Document F 2021.

## Features

---

- Positive open and close action
- Equivalent area as per BS 13141-1:2019: 5205mm<sup>2</sup> EA
- Integral fly screen in external hood
- Snap on quick fit end caps
- Suitable for PVCu, timber and aluminium windows
- Tested in accordance with BS EN 1026:2000 & BS EN 1027:2000 weather performance
- Water tightness of 400pa
- Can be fitted to provide up draught or downdraught

# Product Table

	<p><b>L33542</b></p> <p>Anthracite Grey</p>
	<p><b>L33541</b></p> <p>Black</p>
	<p><b>L33537</b></p> <p>Bright White</p>
	<p><b>L33540</b></p> <p>Brown (Mahogany)</p>
	<p><b>L33543</b></p> <p>Chartwell Green</p>
	<p><b>L33538</b></p> <p>Cream</p>
	<p><b>L33544</b></p> <p>Irish Oak</p>
	<p><b>L33536</b></p> <p>Standard White</p>



**L33539**

Tan (Light Oak)