



ERA Safety Locking Restrictor



Description

The ERA Safety Locking Restrictor is a simple to fit device that limits the distance a window or door can open. Ergonomically designed for easy operation, this product is suitable for domestic and commercial applications and is BS EN 16281: 2013 compliant. This unit comes supplied with two keys and the necessary fixings.



Supplied With 2 Keys



Complies To BS EN 1670



Keyed Alike







Neighborhood Watch
Approval

Features

- NB - Era are now supplying this product in poly bag packaging instead of visi pack, you could receive either until stocks have moved through
- Cable length: 160mm
- Available in white, brown, polished gold and polished chrome
- Tested to 50,000 cycles
- BS EN 16281: 2013, BS EN: 13126-1: 2011 and BS EN 1670:2007 compliant
- Ergonomically designed for easy operation
- Suitable for use with PVCu, timber and aluminium windows and doors

Product Table

	L24819 Brown
	L24820 Polished Chrome
	L24821 Polished Gold
	L24818 White