



ERA 6-Pin Oval Key & Turn Cylinder



Description

ERA offers a comprehensive selection of cylinders in a vast number of sizes and types, complementing the cylinder operated mortice locks and multi-point locks.



Supplied With 3
Keys



6 Pin
Mechanism



Keyed To Differ



Call For Key
Cutting Services







Call For
Workshop
Services

Features

- Ideal for replacing most existing door locks with minimal change to existing fittings
- Ideal for locations that require controlled access from one direction and easy access from another
- Suits all Oval type mortice locks

Product Table

	L14093 70mm 35/T35 (30/10/T30) KD PB
	L14092 70mm 35/T35 (30/10/T30) KD SC
	L14094 80mm 40/T40 (35/10/T35) KD PB
	L14095 80mm 40/T40 (35/10/T35) KD SC