



SQUIRE Lion Brass Open Shackle Padlock KA



Description

Padlocks from the Squire Lion range have a solid brass lock body and hardened steel shackle. They offer a superior level of security for both indoor and outdoor use. Constructed with a thicker body section than padlocks from the Leopard range, the Lion products come with a larger diameter shackle and more keying options. The Lion padlocks are particularly suitable for lockers, luggage, toolboxes, sheds, garages, gates, greenhouses and boats.



Supplied With 2
Keys



4 Pin Mechanism



5 Pin Mechanism



Keyed Alike












Open Shackle

Features

- Long shackle and keyed to differ versions also available
- Pin tumbler locking mechanism
- Solid brass body
- Hardened steel shackle
- Double locking 30mm and above

Product Table

	L30122 30mm KA1 LN3 KEY NO. 32342
	L30123 30mm KA2 LN3 KEY NO. 24342
	L30124 40mm KA1 LN4 KEY NO. 23423
	L30125 40mm KA2 LN4 KEY NO. 24342
	L30126 40mm KA3 LN4 KEY NO. 31422
	L30127 50mm KA1 LN5 KEY NO. 24342
	L30128 50mm KA2 LN5 KEY NO. 35524
	L30129 50mm KA3 LN5 KEY NO. 31422
	L30120 50mm Pack of 2 LN5T



L30130

60mm KA1 LN60 KEY NO. 24342



L30131

60mm KA2 LN60 KEY NO. 31422