



## ASEC Bolt Through Tubular Mortice Latch



### Description

---

This mortice tubular latch by Asec is suitable for bolt through fixing and is supplied complete with strike plate. It is available in a variety of finishes and sizes to match door furniture and has countersunk screw holes to give a flush finish and a professional appearance.







Reversible Handing

# Features

- Square forend supplied with matching strike
- Various sizes and finishes available
- Bolt through fixings

# Product Table

	<b>AS11417</b> PB 63mm
	<b>AS11419</b> PB 76mm
	<b>AS11418</b> ZP 63mm
	<b>AS11420</b> ZP 76mm