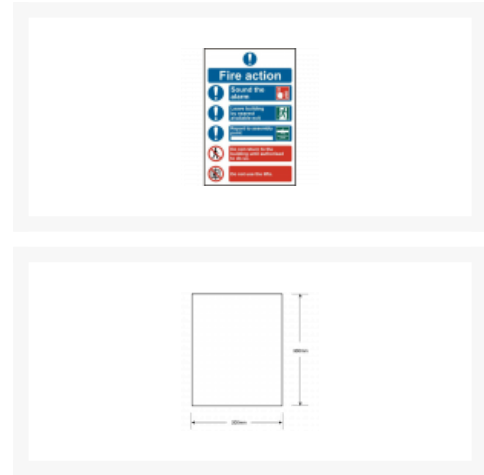




ASEC Fire Action Procedure 200mm x 300mm PVC Self Adhesive Sign





Description

Mandatory safe practice and procedure sign which includes a blue circle containing a white image denoting that a specific course of action must be taken.

Features

- Option 2 Fire action Procedure sign with Additional actions
- Option 1 Fire action Procedure sign

Product Table

 <p>The sign AS4646 is a rectangular fire action sign. It features a blue header with a white exclamation mark and the text 'Fire action'. Below this, there are three numbered instructions: '1. Operate nearest fire alarm.' (with a fire alarm pull station icon), '2. Leave building by nearest exit.' (with a green exit sign icon), and '3. Report to assembly point.' (with a person icon). At the bottom, there is a red prohibition sign with a white 'X' over a lift icon and the text 'Do not use lifts'.</p>	<p>AS4646</p> <p>Option 1</p>
 <p>The sign AS4647 is a rectangular fire action sign. It features a blue header with a white exclamation mark and the text 'Fire action'. Below this, there are four numbered instructions: '1. Sound the alarm.' (with a fire alarm pull station icon), '2. Leave building by nearest available exit.' (with a green exit sign icon), '3. Report to assembly point.' (with a person icon), and '4. Do not return to the building until authorised to do so.' (with a person icon). At the bottom, there is a red prohibition sign with a white 'X' over a lift icon and the text 'Do not use the lifts'.</p>	<p>AS4647</p> <p>Option 2</p>